



School of Dentistry

PRE-COMMENCEMENT GUIDE

2026

Doctor of Dental Medicine



Contact Details

School of Dentistry Student and Academic Services (SAS)

Web: <https://dentistry.uq.edu.au/>

Email: dentistry@enquire.uq.edu.au
Include your name, student number and program in the signature of your emails

Phone: +61 7 3365 8022

Office: Level 7, Room 7410
UQ Oral Health Centre (OHC)
Herston Campus
288 Herston Road
Herston QLD 4006



Contents

Introduction.....	4
DMD Academic Calendar 2026	5
Pre-Commencement Checklist for School of Dentistry.....	6
DMD Online Orientation	7
DMD in-person Orientation (compulsory attendance).....	7
Enrolment.....	7
DMD Study Plan	8
Course Information & Blackboard.....	10
Course Contact Hours.....	10
Academic Calendar and School Attendance Guidelines.....	10
Application for Credit for Previous Studies	11
Lockers.....	11
Student ID Cards.....	12
Student Access Plan (SAP).....	12
Compliance Requirements – Year 1	13
Compliance Requirements – Years 2–4	14
Instruments and Equipment	14
Dress Code.....	14
Health Safety and Wellness	15
Academic Integrity and Plagiarism	15
DMD Clinical Placements	15
UQ Library	15
Religious/Prayer Facility	15
UQ Dental Students' Association (UQDSA).....	16
School of Dentistry Peer Mentoring Program	17
Frequently Asked Questions	18
Appendix 1 – Instrument & Equipment List.....	20



Introduction

Welcome to the UQ School of Dentistry!

Congratulations on commencing in the **Doctor of Dental Medicine** program at The University of Queensland. We look forward to meeting you in 2026!

Dentistry is a challenging and rewarding profession that is responsible for providing necessary oral health services to individuals and the wider community. Good oral health is integral to good general health; which is why dentistry is recognised as a primary healthcare profession.

Undertaking the DMD will give you the knowledge, skills and attributes for an exciting career in the oral health industry. We prepare you to be well sought after by employers and our extended clinical placements prepare you to be job-ready when you graduate. You will learn the science and application for the prevention, diagnosis and treatment of oral diseases and abnormalities, while having access to the most up-to-date technologies and cutting-edge dentistry research.

Preclinical experiences for DMD students will start at the UQ Oral Health Centre in the first year of study. This initial clinical experience will be through peer clinics and simulation work. Clinical work will begin at the end of year one and increase in the second and third year of the program, giving you experiences encompassing general practice dentistry, orthodontics, paediatric dentistry, periodontics and prosthodontics, as well as oral medicine and oral surgery. In your final year, you will complete two clinical placements, to give you the hands-on skills and knowledge for a rewarding career.

This **Pre-Commencement Guide** provides you with a list of the requirements which you must complete, as well as background information on why these tasks are necessary and how to complete each task. You should allow yourself plenty of time to read what is required and familiarise yourself with each task

There is a lot to do, so start immediately!

Failure to complete all pre-commencement requirements by the deadline will **disqualify you from attending clinical activities** and will significantly impact your ability to complete your program.

The School of Dentistry welcomes its new students for 2026. We hope you will enjoy your studies and learning experiences with your fellow students during your program.



DMD Academic Calendar 2026

UQ Calendar		Doctor of Dental Medicine		
Week commencing	Public Holidays/ Other Dates	Year 1	Year 2	Year 3
29-Dec-25	1/1 New Year			
05-Jan-26		1	5	
12-Jan-26		2	6	1
19-Jan-26		3	7	2
26-Jan-26	26/1 Australia Day	4	8	3
02-Feb-26		Sem Break	Revision	4
09-Feb-26		Sem Break	Exams	5
16-Feb-26		Orientation	Sem Break	6
23-Feb-26	26/02 Summer Results Released	1	1	7
02-Mar-26		2	2	8
09-Mar-26	14/03 Summer Def/Supp Exams	3	3	9
16-Mar-26		4	4	10
23-Mar-26		5	5	11
30-Mar-26	3/4 Good Friday	6	6	12
06-Apr-26	6/4 Easter Monday	Mid-Sem Break	Mid-Sem Break	Mid-Sem Break
13-Apr-26		7	7	13
20-Apr-26		8	8	14
27-Apr-26		9	9	15
04-May-26	4/5 Labour Day	10	10	16
11-May-26		11	11	17
18-May-26		12	12	18
25-May-26		13	13	19
01-Jun-26		Revision	Revision	Revision
08-Jun-26		Exams	Exams	Exams
15-Jun-26		Exams	Exams	Exams
22-Jun-26		Sem Break	Sem Break	Sem Break
29-Jun-26	1/07 Results Release	Sem Break	Sem Break	Sem Break
06-Jul-26		Sem Break	1	1
13-Jul-26		Sem Break	2	2
20-Jul-26	21-24/7 Def/Supp Exams	Sem Break	3	3
27-Jul-26		1	4	4
03-Aug-26		2	5	5
10-Aug-26	12/8 Ekka Show	3	6	6
17-Aug-26		4	7	7
24-Aug-26		5	8	8
31-Aug-26		6	9	9
07-Sep-26		7	10	10
14-Sep-26		8	11	11
21-Sep-26		9	12	12
28-Sep-26		Mid-Sem Break	Mid-Sem Break	Mid-Sem Break
05-Oct-26	5/10 King's Birthday	10	13	13
12-Oct-26		11	14	14
19-Oct-26		12	15	15
26-Oct-26		13	16	16
02-Nov-26		Revision	Revision	17
09-Nov-26		Exams	Exams	18
16-Nov-26		Exams	Exams	19
23-Nov-26		Sem Break		Workshop
30-Nov-26	2/12 Results Release	1		
07-Dec-26		2		
14-Dec-26	15-18/12 Def/Supp Exams	3		
21-Dec-26	25/12 Christmas 26/12 Boxing Day	4		
28-Dec-26		Break		



Pre-Commencement Checklist for School of Dentistry

Below is a checklist to assist you to complete your pre-commencement requirements. Please also see the [Getting Started at UQ](#) website for helpful information about commencing at UQ.

We recommend that you **prioritise completion of your Immunisation Record**, which is required to allow you to participate in clinical activities. Failure to provide the record will result in you being **removed from clinical activities and will significantly impact your ability to complete your program**.

1. Student Immunisation Record (please see information on page 13)

- ☐ I have obtained my past immunisation record & visited a Registered Medical Practitioner to review my immunisation status
- ☐ I have been vaccinated according to the UQ [Vaccinations and Immunisations Guideline](#)
- ☐ My Registered Medical Practitioner has completed the [School of Dentistry Student Immunisation Record](#), including signature and date. (Please see [UQ Healthcare St Lucia](#) for details regarding the vaccinations and health service offered by UQ Healthcare at the St Lucia campus).
- ☐ Upon receipt of the Student Immunisation Evidence Request email, I will submit my completed Immunisation Record via the provided link. (Please note, the Immunisation Records Team will contact you via the my.UQ portal if further follow-up on your immunisation status is required).

2. Enrolling in courses

- ☐ I have enrolled in all courses for Summer Semester 2025/26, Semester 1 and 2, 2026 via [mySI-net](#).

3. Applications for credit transfer for previous studies

- ☐ If I am seeking credit transfer for previous studies, I have referred to the [credit and exemptions for previous study page](#) (or the [my.UQ website](#) if you completed your previous study at UQ) and have followed the process outlined.

4. Academic Integrity and Plagiarism

- ☐ I have read and completed the [online](#) module on academic integrity and plagiarism

5. Purchasing instruments and equipment

- ☐ I have reviewed the instrument and equipment list ([Appendix 1](#)) and have purchased the required equipment.



DMD Online Orientation

Please see the Doctor of Dental Medicine 2026 Blackboard site for a brief orientation video with relevant information. A live online Q&A session will be held in class during the first week of classes.

DMD in-person Orientation (compulsory attendance)

Date: Monday 16 February to Friday 20 February 2026

Time: To be advised We could

Where: UQ Oral Health Centre and St Lucia Campus

Location details for Orientation Week activities will be advised on the first day of Orientation. It is compulsory for students to attend classes on-campus at Herston and to also attend orientation.

Other orientation activities at St Lucia campus (see [UQ website](#)) will be held during Orientation Week (**16-20 February**) and students are encouraged to attend these to familiarise themselves with the St Lucia campus. Faculty orientation for all new students will be held at the St Lucia campus during O-Week. Please check the [Orientation](#) website.

“Get-To-Know You” activities for new dental students are also being planned during Orientation Week at the UQ Oral Health Centre and will be advised at the in person DMD orientation session.

Commencement Date

The academic year for DMD Year 1 students will commence on **Monday, 5 January 2026**. First year students must commence the program on this date.

There are many resources available to help you get started as a UQ Student. You are encouraged to visit the [Starting at UQ](#) website which contains a personalised, step-by-step guide to enrolling, paying fees, obtaining a student ID card, as well as other useful resources.

Enrolment

The due date for enrolment for commencing DMD students can be found on your offer letter. Students should ensure that they are enrolled by this date through [mySI-net](#). The DMD program has set compulsory courses and there are no electives.

Please note: Students must enrol in Summer Semester by the enrolment due date listed in their offer letter, and for Semester 1 and Semester 2 2026 by **30 January 2026**.

Except for DENT7001, only Internal delivery is offered for your dentistry courses. Consequently, all students must arrive in Brisbane by the specified dates and attend on-campus classes, which will enable them to complete the practical component of the courses required for progression.

Students will **not** be permitted to progress throughout their program without completing or gaining credit for **all** compulsory courses in the previous year.



Late fees may apply for enrolment submitted after the [University's due dates](#).

* Please note, if you decide not to continue with the DMD program for any reason, please notify the Student & Academic Services (SAS) team via dentistry@enquire.uq.edu.au

Timetable

Once enrolled, you will be able to view your timetable via your My.UQ Dashboard.

DMD Study Plan

At UQ, each individual subject that you need to enrol in is called a Course. Below are the courses that you will need to enrol in throughout your program. [Full DMD Course List](#).

YEAR ONE					
INTENSIVE JANUARY					
DENT7001 – Applied Biological Foundations for Dentistry 2 units					
FIRST SEMESTER			SECOND SEMESTER		
CODE	COURSE	Units	CODE	COURSE	Units
DENT7101	Foundations of Dental Science	2	DENT7103	Advanced Dental Science	2
DENT7102	Molecular Biosciences for Dentistry	2	DENT7112	Foundations of Clinical Dentistry II	4
DENT7111	Foundations of Clinical Dentistry I	4	DENT7121	Research Informed Practice I	2
TOTAL UNITS #18					



YEAR TWO					
SUMMER					
DENT7211 - Applied Clinical Dentistry IA			2 units		
DENT7212 – Specialist Clinical Dentistry IA			4 units		
FIRST SEMESTER			SECOND SEMESTER		
DENT7221	Population Oral Health	2	DENT7222	Professional Dental Practice	2
DENT7213	Applied Clinical Dentistry IB	2	DENT7215	Applied Clinical Dentistry IIA	2
DENT7214	Specialist Clinical Dentistry IB	4	DENT7216	Specialist Clinical Dentistry IIA	4
Total Units # 22					

YEAR THREE					
FIRST SEMESTER			SECOND SEMESTER		
DENT7321	Research Informed Practice II	2	DENT7322	Research Informed Practice III	4
DENT7316	Applied Clinical Dentistry IIB	2	DENT7318	Advanced Clinical Dentistry A	6
DENT7317	Specialist Clinical Dentistry IIB	4			
Total Units # 18					



YEAR FOUR		
FIRST SEMESTER		
DENT7322	Research Informed Practice III	4
DENT7411	Advanced Clinical Dentistry B	6
Total Units # 10		

Course Information & Blackboard

Information about course requirements including assessment and textbook lists can be found in the [Course Profiles](#). Course profiles are published one week prior to the commencement of semester. A link to the course profile is also available on the Blackboard site for each course. [Blackboard](#) is the University's learning management system and, like the course profiles, Blackboard sites are published one week prior to the start of semester. It will not be possible to access Blackboard until you have enrolled in your courses.

To access Blackboard, please go to learn.uq.edu.au and login with your student username and password. You should see the 'Doctor of Dental Medicine 2026' page listed under 'My Organisations' and course pages listed under 'My Courses'. You can find the School Handbook, attendance guidelines, academic calendar, forms etc. in the 'Doctor of Dental Medicine 2026' Blackboard page, and Student & Academic Services will post regular announcements and reminders there.

Course Contact Hours

All course descriptions will show the number of contact hours which indicate the amount of time students will spend in each class. Class contact hours are abbreviated with a combination of letters and numbers:

- Numbers represent the amount of time; and
- Letters represent the type of class.

For example: '2L3P1T' means: two hours (2) of lectures (L), three hours (3) of practical/laboratory work (P) and one hour (1) of tutorial class (T) each week.

Academic Calendar and School Attendance Guidelines

- It is important that you make travel plans that allow you to arrive in Brisbane in advance of each in-person teaching semester as late arrival or absences will be recorded as per the School Attendance Guideline. Please refer to the Attendance Guideline in the BDSc(Hons) & DMD Student Handbook and on the DMD Organisation Blackboard pages.
- You should also be aware of the supplementary/deferred examination period dates for each semester. If you are eligible for a supplementary or deferred assessment, you must be available during these periods to sit the exam (see [UQ Academic Calendar](#)).



Application for Credit for Previous Studies

Students who wish to apply for [credit for previous studies](#) must complete and submit the appropriate online [application form](#) with all required documentation by the due date. Domestic student applications should be submitted as soon as all relevant documentation can be provided and by the enrolment closing date for the semester in which the award of credit may affect your program of study. International students must submit the application no later than the first week of the semester in which the award of credit may affect your program of study. Further information can be found on the [my.UQ](#) page. You may also wish to refer to the [Credit Precedents Database](#), which can help you determine your eligibility for credit by looking at the precedents established for courses previously assessed for credit by UQ.

Students seeking credit should enrol in all courses in the event that their application is not approved, particularly if their previous studies have not been completed at UQ.

All credit applications, along with the appropriate documentation, must be lodged via the [online application form](#).

Please note that processing of all credit applications is undertaken by the Faculty of Health, Medicine, and Behavioural Sciences and will take approximately 6-8 weeks to be completed due to the large number of applications received by Faculty across all School programs. As such, applications with all supporting documentation should be submitted as early as possible to ensure outcomes are known before [census date](#).

Lockers

Lockers are provided for all DMD students in the Oral Health Centre. Students are responsible for bringing their own padlock with combination and/or key for their own locker. Combination padlocks are highly recommended to avoid lost keys.



Student ID Cards

It is recommended that [student ID cards](#) be obtained well before the start of semester as wait times can be long, especially during orientation.

Before requesting an ID card

- Complete any outstanding tasks on mySI-net.
- Enrol in at least one course for the current semester on mySI-net.
- Check your graduation date is correct in mySI-net.
- Wait 48 hours for any changes to update.

Request a student ID card

- Choose a photo that meets the requirements then request an ID card through the online form.
- You will be asked to upload a government-issued document, such as your passport, to confirm your identity.
- You will be sent a confirmation email to pick up your ID card when your request is approved.
- You will need to pick up your ID card or organise for someone else to do it on your behalf.

More details are available on the [Student ID card](#) website.

Student Access Plan (SAP)

The University of Queensland provides [free support, services and facilities](#) for students with a disability, illness, injury or mental health condition at UQ. An Accessibility and Welfare Adviser will help you evaluate your academic access requirements, develop a [Student Access Plan](#) with you, and organise the appropriate arrangements.

Any student who may require alternative academic arrangements in the program is encouraged to seek advice at the commencement of the semester from an Accessibility and Welfare Adviser at Student Support and Wellbeing Services. The [UQ Health Care service](#) can also arrange appropriate advice and assistance on personal and public health issues.



Compliance Requirements – Year 1

Student Immunisation Record

All Year 1 DMD students are required to provide their Immunisation Record before commencing. You will receive emails from the HMBS Placement Ready Team with important information about your compliance requirements.

Please take the [Student Immunisation Record Form B: Dentistry, Doctor of Medicine, Midwifery and Nursing Students](#) to your Registered Medical Practitioner for completion.

It can take time to complete your immunisation requirements, particularly if you need to complete a vaccination schedule involving multiple doses. We encourage you to **take action on this as a priority** to avoid any delay to your participation in clinical activities when you arrive on campus.

SUBMITTING YOUR IMMUNISATION RECORD:

Please ensure to begin completing the **Student Immunisation Record** and the **Tuberculosis Self-Assessment Form** immediately to ensure that you have sufficient time to receive all your required vaccinations, as this can take 3 – 6mths if you are missing any doses or need more testing. Please do not submit your **Student Immunisation Record** or **Tuberculosis Self – Assessment Form** until you receive submission requests via email from my.UQ as this will have the correct link to upload these documents, so aim to have these documents completed and ready before this email is received.

- Before you are due to commence your program, you will receive an email via your [UQ student email account](#) requesting proof of your immunisation and/or screening statuses (**Student Immunisation Evidence Request**).
- Once you have followed the steps to get your immunisation/screening evidence, the **Complete and action** button in these emails will take you to the **Student Immunisation Evidence Request** task in [my.UQ](#), where you will be prompted to upload your evidence. You will also be able to access the upload link under 'Notifications' on your [my.UQ](#) dashboard.
- The [Immunisation Records Team \(IRT\)](#) will assess and verify your documents. If anything is outstanding, you will receive automatic notifications and can view the requirements in the email sent to you or in [my.UQ](#).

[Please speak to your faculty](#), advisor or school if you have questions about this process.

The most up to date information on immunisation requirements can always be found [here](#).

(Please see [UQ Healthcare St Lucia](#) for details regarding the vaccinations and health service offered by UQ Healthcare at the St Lucia campus).

Students who do not provide a complete immunisation record will NOT be permitted to enter clinical facilities which will have a serious impact on your ability to pass your courses.

DMD students will receive a copy of the Immunisation Guidelines and the UQ Immunisation Record form with their offer letter which must be taken to their doctor for completion.



Compliance Requirements – Years 2–4

At the end of year one, you will be requested to provide additional mandatory documentation to allow you to attend patients. For the most up to date list of requirements please check the [Faculty's placement ready website](#).

You will also be required to maintain an up-to-date immunisation status throughout the program and will be contacted by the HMBS Placement Ready Team to prompt you if you are due to renew certain vaccinations.

If you have any questions about compliance requirements, please contact the Placements Ready Team hmbs.placementready@uq.edu.au

Instruments and Equipment

DMD students at The University of Queensland are required to purchase their dental instruments **directly from a reputable supplier**. To assist you with this, a list of compulsory equipment and instruments has been compiled in [Appendix 1](#).

The School in conjunction with UQDSA and suppliers typically organise opportunities to look at and try on loupes prior to purchasing. You should not purchase these prior to commencing but note you will need to purchase these later in year 1.

Please also see the School's Loupes Use Guideline in the BDSc(Hons) & DMD Student Handbook and on your program's [Organisations Blackboard pages](#).

Dress Code

All students are to present a professional image regardless of their role. Dress standards should be appropriate to the functions being performed, health and safety and cultural diversity:

- follow the [Code of Conduct](#) issued by UQ and ensure they behave and dress in an appropriate manner at all times.
- maintain the highest standards of personal hygiene, cleanliness, and grooming.
- read and understand the Dress Code Guidelines.
- maintain the following standards of dress when working in, or passing through, any clinical or preclinical area in the Oral Health Centre and when on placement at external clinics.

Students should be aware that following the Dentistry Dress Code is compulsory. Standardised uniforms (in the form of DMD scrubs) enable easy identification of legitimate students in a clinical setting, promote a professional image and work to promote infection control standards. This policy is in line with public health settings and other UQ school guidelines. Students will be able to purchase items outlined in the below policy at [School Locker](#) at OHC. You may wish to wait to purchase DMD scrubs until you have the opportunity to try them on for size at the OHC School Locker.

The Dress Code guidelines can be found in the BDSc(Hons) & DMD Student Handbook on your program's [Organisation Blackboard pages](#).



Health Safety and Wellness

Under the Work Health & Safety Act 2011, all students will be required to complete an online Lab Safety Induction Module and complete a competency assessment. You will be able to complete this module once you commence your studies. There will be a link to this module in the DENT7111 Blackboard site.

Academic Integrity and Plagiarism

Academic integrity is a core value of UQ and for this reason UQ has developed compulsory online modules. These explain the University's expectations in relation to academic integrity, to ensure that you do not engage in practices that involve plagiarism and academic misconduct.

The modules are available [online](#) and a link to the modules will be displayed when you log into mySI-net.

DMD Clinical Placements

The DMD program includes an extended clinical practice. Students will undertake clinical placements throughout Queensland. Students are advised that they may incur travel and accommodation costs associated with the clinical placements.

UQ Library

The [UQ Library](#) provides resources and services to support teaching, learning and research needs of UQ staff and students. The [Herston Health Sciences Library](#) is located on Level 6, Block 6 (Clinical Skills Development Service), Royal Brisbane and Women's Hospital (RBWH), Herston and is also available online.

Digital Essentials Online Modules

Students are strongly encouraged to make use of the '[Digital Essentials](#)' online modules designed to assist in building digital study skills.

Religious/Prayer Facility

The [Religious Prayer room](#) at UQ Herston Campus is located in room 5502, Level 5, Oral Health Centre (OHC).



UQ Dental Students' Association (UQDSA)

The [University of Queensland Dental Students' Association](#) (UQDSA) is the student representative body for those enrolled in Dental programs at UQ.

UQDSA wishes to congratulate and welcome you to the start of a life-long journey into dentistry. For your comparatively brief time as a student, UQDSA is here to foster a sense of community and enrich your student experience. Throughout the year, there are a range of events and programs designed to provide members with academic, social and sporting opportunities.

Services available:

- First Aid and CPR training courses
- Academic seminars by leading practitioners
- Dental equipment and service tradeshow
- Domestic and international volunteering opportunities with external providers
- Connections with wider dental world, including Finance, Dental Specialist Societies and Insurance
- Much more!

Membership benefits:

- Food discounts at local business outlets
- Subsidised protective equipment
- Exclusive social event ticket prices
- Tangka magazine deals (annual school magazine)
- Much more!

One-time membership fees are AUD\$100. Membership is valid for the duration you are enrolled at UQ Dentistry (undergraduate or postgraduate studies).

Find out more about how UQDSA can enhance your student life by speaking with us during Orientation Week. Otherwise, reach out via our social media (<https://www.facebook.com/uqdsa>) or email (uqdsa.secretary@gmail.com).

Australian Dental Students' Association (ADSA)

ADSA is the national student representative body for all dental students. Membership to ADSA is free and automatic. Collect your membership card during Orientation Week.



School of Dentistry Peer Mentoring Program

The Dentistry Peer Mentoring Program supports new students in the School of Dentistry through their transition to university, academic adjustment and preparation for placements and careers.

The Dentistry student experience is about more than just academics. It's about building lasting connections and finding the support you need to thrive. The Dentistry Peer Mentoring Program is a collaborative initiative designed to help new students transition smoothly into university life, adjust academically, and prepare for their future careers.

Each new BSc(Hons) and DMD student will join a small mentoring group led by one or two experienced peer mentors. These mentors are Dentistry students who are committed to guiding, encouraging, and supporting their mentees. When possible, they will facilitate, group catch-ups, both on and off campus, helping new students build connections and navigate their first few weeks with confidence.

New students can choose their mentoring group based on their study program. If no selection is made, students will be matched with a group to ensure the best possible fit for their academic and social needs. This program offers an invaluable opportunity to connect, learn, and grow in a supportive community, setting the foundation for a successful journey in Dentistry.

https://mentoring.app.uq.edu.au/p/p56/membership_requests/new



Frequently Asked Questions

I can't arrive on time – is it okay for me to be on campus in the second week?

Attendance for all study is compulsory and as such we expect students to attend their courses on campus from the beginning of Semester 1. Please see the attendance policy for more information.

Can you please confirm shoes/jewellery are okay?

Please ensure that you review the dress code requirements. In the first week, please do your best to interpret the dress code and wear compliant clothes and shoes. In week 1 of Semester 1 you will be given detailed information about the dress code. If you are still unsure about whether or not an item meets dress code standards, please contact your Program Convenor, Dr Nicole Stormon.

How do I decide which equipment supplier to use?

You MUST use One Dental to purchase the UQ MQD Adult Model and the Sectional Endodontic Model (SED) MQD as they are the sole distributor of these items.

For the rest of the items listed, it is your decision as to where you source your instruments and equipment. The School recommends One Dental for reliable one-stop shopping for quality instruments. Students who place their orders with One Dental by the due date listed on the flyer will be able to collect their orders at the Oral Health Centre during the first week of pre-clinical classes. The details of this handout will be announced at a later date.

Can I use equipment from other suppliers or that I already own?

If you would like to use equipment from another supplier, please ensure you provide them with the links provided in the instrument list so they are able to ensure the correct specifications for each instrument. If you would like to use equipment that you or someone else you know already owns, it is best to contact us and provide either a link to the manufacturer's product or a photo of the equipment you have so that we can confirm whether this equipment is compatible. In particular, please note that the UQ Adult Model and Sectional Endodontic Model are specifically made to fit into the fixtures in the School's simulation labs, so it's important that these are purchased from One Dental.

What if I buy the equipment and then decide not to continue with the program?

You may wish to arrange for another student to buy your equipment from you. If this is the case, please arrange this between you and the student as the School cannot assist in the sale or refund of your kit.

When do I need to order the equipment by?

There is an order due date listed on the One Dental flyer. However, if you receive a late offer and/or have missed the deadline, please still order your equipment as soon as possible so that your goods can be delivered as soon as the supplier can arrange.

What happens if I don't get my equipment before the start of classes?

During the first couple of weeks of pre-clinical sessions, minimal equipment is required and loan equipment may be available to you until you receive your own equipment. It's still important to order your equipment as soon as possible, but you will not be disadvantaged if your order arrives a couple of weeks later than other students.

Do I need a lab coat?

A lab coat is necessary for the start of classes. If you order your kit through One Dental, a lab coat is included free of charge. If you wish to source your lab coat from another supplier, the on-campus supplies store, *School Locker* (<https://theschoollocker.com.au/universities/university-of-queensland/medical>) has lab coats for sale (either online or in the store at the Herston Campus).



Do I need protective eyewear?

From Week 2 onwards, everyone is required to wear protective eyewear for attendance at the compulsory clinic and pre-clinic sessions. If you normally wear prescription eyewear, protective eyewear is worn **in addition** to (i.e. over the top of) your prescription eyewear.

Details for purchase of protective eyewear will be provided to you during Orientation Week. *School Locker* stocks these in addition to lab coats. The cost of normal non-prescription protective eyewear is approximately AU\$35.

Where do I have my equipment sent?

If you are ordering equipment from One Dental before the deadline listed on their flyer (below), you may select 'free freight via University' at the checkout webpage. One Dental will deliver all orders to the School during the first week. The handout day is organised by the School and further details will be provided at the start of the semester.



Appendix 1 – Instrument & Equipment List

DMD students at The University of Queensland are required to purchase their dental instruments **directly from a reputable supplier of their choice**. To assist you with this, a list of compulsory equipment and instruments has been provided, as well as responses to Frequently Asked Questions. Also included is a flyer with ordering instructions should you choose to purchase your kit from One Dental, a reputable supplier who can supply everything you need and deliver to the school.

You **MUST** use One Dental to purchase the UQ MQD Adult Model and the Sectional Endodontic Model (SEM) MQD as they are the sole distributor of these items. Students are free to choose any reputable supplier for the rest of the items on the list.

Important Note: The transaction is between the student and the supplier, and the instruments remain the property of the student. The School of Dentistry takes no responsibility for purchasing decisions made by the student. Students are responsible for the continued maintenance of the instruments and must keep all instruments in good working order. In addition, if you purchase an instrument kit and then decide not to accept your offer in the DMD program for any reason, or should you withdraw from the program at a later date, the School cannot assist in the sale or refund of your kit. Any such transactions that may occur between students is a student-only matter and does not involve the School.

Please also note that in some instances it can take up to 4 weeks for instruments and equipment to be delivered from suppliers, so we recommend that you make your purchase as early as possible.

You are required to purchase a lab coat (included in the One Dental kit), protective eyewear and fully enclosed shoes. You will be provided with further details about this in orientation week – see the FAQs page for more information.

If you have further questions about equipment, please email: dentistry@enquire.uq.edu.au.



Required Instruments 2026

Item	Qty
2008 MQD Model 32 Teeth and Soft Gingivae for UQ UQ2008MQD MUST BE PURCHASED FROM ONE DENTAL https://www.onedental.com.au/UQ2008MQD/2008-MQD-Model-32-Teeth-and-Soft-Gingivae-for-UQ/pd.php	1
Sectional Endodontic Model (SED) MQD UQSEDKITMQD MUST BE PURCHASED FROM ONE DENTAL https://www.onedental.com.au/UQSEDKITMQD/1-x-UQ-Sectional-Endodontic-Model-%28SED%29-MQD/pd.php	1
Wax carving blocks WAX20 https://www.onedental.com.au/WAX20/Wax-Carving-Blocks-1cm-x-1cm-x-3cm-%2820-pieces%29/pd.php	1 pack
Wax carver – Le Cron ODCLLC https://www.onedental.com.au/ODCLLC/One-Dental-Le-Cron/pd.php	1
Mirror Simple Front Surface Plane #4 Bx-12 MSSF54 https://www.onedental.com.au/MSSF54/Mirror-Head-Simple-Front-Surface-Plane%234-Box-12/pd.php	1
Mirror Handle Simple Stem HM18 https://www.onedental.com.au/HM18/Mirror-Handle%2C-SE%2C-Simple-StemDuraLite-ROUND-Handle/pd.php	1
Double-ended Probe (Sickle #23/Williams Probe (1-2-3-5-7-8-9-10 mm) REPCOW-23 https://www.onedental.com.au/REPCOW_dash_23/Expro%2C-DE%2C-Probe-Williams-%281_dash_2_dash_3_dash_5_dash_7_dash_8_dash_9_dash_10-mm%29_dash_-Explorer-%2323DuraLite-ROUND-Han/pd.php	1
Probe SE Colour Coded Williams (1-2-3-5-7-8-9-10 mm) REPCOW https://www.onedental.com.au/REPCOW/Probe%2C-SE%2C-Williams-%281_dash_2_dash_3_dash_5_dash_7_dash_8_dash_9_dash_10-mm%29DuraLite-ROUND-Handle/pd.php	1
College Tweezer DP1 https://www.onedental.com.au/DP1/Dressing-Pliers%2C-Non_dash_Locking%2C-College-%286%22-or_-150-mm%29/pd.php	1
Scaler DE N67 Offset Sickle (H6-H7) RESCN67 https://www.onedental.com.au/RESCN67/Scaler%2C-DE%2C-Anterior-Offset-Sickle-%23N67-%28H6_dash_H7%29DuraLite-ROUND-Handle/pd.php	1
Columbia Universal curette 4R/4L RESCCO4R-4L https://www.onedental.com.au/RESCCO4R_dash_4L/Curette%2C-DE%2C-Columbia-%234R_dash_4LDuraLite-ROUND-Handle/pd.php	1
Columbia Universal curette 2R/2L RESCCO2R-2L https://www.onedental.com.au/RESCCO2R_dash_2L/Curette%2C-DE%2C-Columbia-%232R_dash_2LDuraLite-ROUND-Handle/pd.php	1
Clamps #7, 2, 12A, 13A, 9 (note only 12A and 13A have serrated edges) CLAMP #7 https://www.onedental.com.au/CLAMP07/Clamp-7-Lower-Molar/pd.php CLAMP #2 https://www.onedental.com.au/CLAMP02/Clamp-2-Pre-Molar/pd.php CLAMP #12A https://www.onedental.com.au/CLAMP12A/Clamp-12A-Lower-Molar/pd.php CLAMP #13A https://www.onedental.com.au/CLAMP13A/Clamp-13A-Lower-Molar/pd.php CLAMP #9 https://www.onedental.com.au/CLAMP09/Clamp-9-Anterior/pd.php	1 of each
Double-ended spoon excavator large REEC2 https://www.onedental.com.au/REEC2/Excavator%2C-DE%2C-Spoon-%232-%281.6-mm-Head-Size-%2318%29DuraLite-ROUND-Handle/pd.php	1
Double-ended ball burnisher Titanium coated REPFI32T https://www.onedental.com.au/REPFI32T/Composite-Placement%2C-DE%2C-Titanium_dash_Nitride-Coated%2C-Ball-%2332DuraLite-ROUND-Handle/pd.php	1
Carver DE Hollenback #3S (1/2) RECAH3S https://www.onedental.com.au/RECAH3S/Carver%2C-DE%2C-Hollenback-%233S-DuraLite-ROUND-Handle/pd.php	1
Tofflemire Universal retainer TOFRETUNI https://www.onedental.com.au/TOFRETUNI/Tofflemire-Retainer-Universal/pd.php	1
Calcium hydroxide placement instrument – long shank RECHP3 https://www.onedental.com.au/RECHP3/Calcium-Hydroxide-Placement%2C-DE%2C-%233-Short_or_Long-%28PICH%29DuraLite-ROUND-Handle/pd.php	1



Double-ended amalgam plugger - non serrated round REC4-P-8 https://www.onedental.com.au/REC4P8/Condenser-%281.5 dash 2.3-mm%29- dash -Plain/pd.php	1
Small flat plastic REPFI8AT https://www.onedental.com.au/REPFI8AT/Composite-Placement%2C-DE%2C-Titanium dash Nitride-Coated%2C-Double-Paddle-%238ADuraLite-ROUN/pd.php	1
Large flat plastic REPFI50T https://www.onedental.com.au/REPFI50T/Composite-Placement%2C-DE%2C-Titanium dash Nitride-Coated%2C-Double-Paddle-%2350DuraLite-ROUN/pd.php	1
Composite plugger REBRDILLYT https://www.onedental.com.au/REBRDILLYT/Burnisher%2C-DE%2C-Titanium dash Nitride-Coated%2C-Dilly-Tapered-ConeDuraLite-ROUND-Handle/pd.php	1
17/18 Hatchet (with long blade) REMT17-18 https://www.onedental.com.au/REMT17 dash 18/Hatchet%2C-DE%2C-%2317 dash 18-%2810 dash 6 dash 14%29DuraLite-ROUND-Handle/pd.php	1
Endodontic Pliers Locking with Groove DP2 https://www.onedental.com.au/DP2/Dressing-Pliers%2C-Locking%2C-College-%286%22- or -150-mm%29/pd.php	1
Endodontic Excavator Long Shank DE Spoon shape #31LR REEC31LR https://www.onedental.com.au/REEC31LR/Endodontic%2C-DE%2C-Excavator%2C-Long-Shank-Spoon-Shape-%2331LRDuraLite-ROUND-Handle/pd.php	1
Endodontic Explorer DE #DG16 REEX16 https://www.onedental.com.au/REEX16/Endodontic%2C-DE%2C-Explorer%2C-%23DG16-DuraLite-ROUND-Handle/pd.php	1
Endodontic Condenser DE #9-11 REEN9-11 https://www.onedental.com.au/REEN9 dash 11/Root-Canal-Plugger%2C-DE%2C-%239 dash 11DuraLite-ROUND-Handle/pd.php	1
Root Canal Spreader SE #D11T (Thin) Nickel Titanium REEND11T https://www.onedental.com.au/REEND11T/Root-Canal-Spreader%2C-SE%2C-Nickel-Titanium%2C-%23D11T-%28Thin%29DuraLite-ROUND-Handle/pd.php	1
Root canal spreader SE RC 25 Nickel Titanium REENDRG21-25 https://www.onedental.com.au/REENDRG21 dash 25/Root-Canal-Spreader-DE-RG21 dash 25-Nickel-Titanium-25mm- and -21mm/pd.php	1
Cassette or wallet for safe storage and transportation of all instruments	1
Lab coat	1



University of QLD

How to order your 2026 UQ DMD Instrument Kit.

Please log onto www.onedental.com.au and create your account.

Choose 'Local Student' & you **MUST** enter **UQDMD**.

Click on the **COURSE PRODUCTS** tab to view products for 1st Year.

(UQ1STCKIT OR UQ1STWKIT, UQ2008MQD, SEDKITMQD). For the kit you can choose either the Wallet or Cassette -

- Wallet option has UQ logo and your name.
- Cassette option with your choice of silicone rail colour. Choose From :
- The Lab Coat has UQ logo and is included **ONLY** with kit,



You **MUST** choose your coat size and add to checkout.

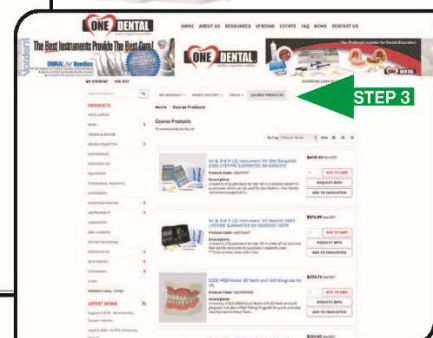
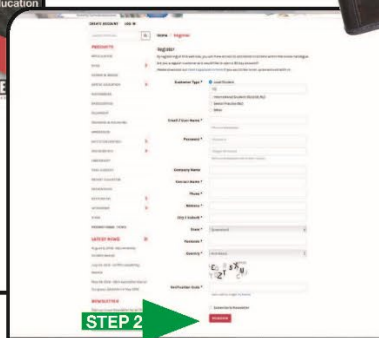
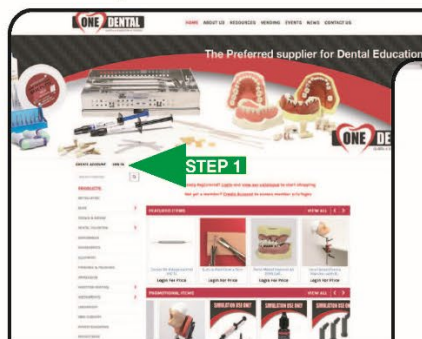
When placing the order, in the **NOTE SECTION** please add:

- Your name if wallet is selected & cassette colour if cassette is selected.

**** If no colour is picked, the default will be blue****

**** If no name is written, default will be name on account****

Select • **Free Freight Via University** to receive your order on handout day at The University of QLD. **Your University will advise handout date.**



Simply order and pay online by **12th January 2026**.

For further information contact:

Customer Service on 02 9634 3443 or sales@onedental.com.au

