



## **School of Dentistry**

# **PRE-COMMENCEMENT GUIDE 2023**

## **Bachelor of Dental Science (Hons)**



## Contact Details

School of Dentistry Student and Academic Services (SAS)

Web: <https://dentistry.uq.edu.au/>

Email: [dentistry@enquire.uq.edu.au](mailto:dentistry@enquire.uq.edu.au)  
Include your name, student number and program in the signature of your emails

Phone: +61 7 3365 8022

Office: Level 7, Room 7410  
UQ Oral Health Centre (OHC)  
Herston Campus  
288 Herston Road  
Herston QLD 4006



## Contents

<b>Introduction</b> .....	<b>4</b>
<b>BDSc(Hons) Academic Calendar 2023</b> .....	<b>5</b>
<b>Pre-Commencement Checklist for School of Dentistry</b> .....	<b>7</b>
<b>BDSc(Hons) Orientation Week</b> .....	<b>8</b>
Commencement Date .....	8
<b>School of Dentistry Peer Mentoring program</b> .....	<b>8</b>
<b>Enrolment</b> .....	<b>9</b>
BDSc(Hons) Year 1 Course List.....	9
<b>Course Information &amp; Blackboard</b> .....	<b>10</b>
Course Contact Hours.....	10
Timetables.....	11
<b>Academic Calendar and School Attendance Guidelines</b> .....	<b>12</b>
<b>Application for Credit for Previous Studies</b> .....	<b>12</b>
<b>Locker Keys</b> .....	<b>12</b>
<b>Student ID Cards</b> .....	<b>13</b>
<b>Student Access Plan (SAP)</b> .....	<b>13</b>
<b>Compliance Requirements – Year 1</b> .....	<b>14</b>
Student Immunisation Record .....	14
<b>Compliance Requirements – Years 2–5</b> .....	<b>15</b>
<b>Instruments and Equipment</b> .....	<b>16</b>
<b>Occupational Health and Safety</b> .....	<b>16</b>
<b>Academic Integrity and Plagiarism</b> .....	<b>16</b>
<b>BDSc(Hons) Final Year Clinical Placements</b> .....	<b>16</b>
<b>UQ Library</b> .....	<b>16</b>
Digital Essentials Online Modules.....	17
<b>Dress Code</b> .....	<b>17</b>
Purpose and Intent .....	17
Process .....	17
<b>UQ Dental Student Association (UQDSA)</b> .....	<b>20</b>
<b>Australian Dental Students Association (ADSA)</b> .....	<b>21</b>
<b>Appendix 1 – School Attendance Guidelines &amp; Procedures</b> .....	<b>22</b>
<b>Appendix 2 – School of Dentistry Loupes Policy</b> .....	<b>24</b>
<b>Appendix 3 – Instrument &amp; Equipment List</b> .....	<b>25</b>



## Introduction

Welcome to the UQ School of Dentistry!

Congratulations on gaining entry into the **Bachelor of Dental Science (Honours)** program at The University of Queensland. We look forward to meeting you in 2023!

Dentistry is a challenging and rewarding profession that is responsible for providing necessary oral health services to individuals and the wider community. Good oral health is integral to good general health; which is why dentistry is recognised as a primary healthcare profession.

Undertaking the BSc(Hons) will give you the knowledge, skills and attributes for an exciting career in the oral health industry. We prepare you to be well sought after by employers and our extended clinical placements prepare you to be job-ready when you graduate. You will learn the science and application for the prevention, diagnosis and treatment of oral diseases and abnormalities, while having access to the most up-to-date technologies and cutting-edge dentistry research.

Preclinical experiences for BSc(Hons) students will start at the UQ Oral Health Centre in the first year of study. This initial clinical experience will be through peer clinics and simulation work, continuing into year two. Clinical work will begin in the middle of second year and increase in the third and fourth year of the program, giving you experiences in to encompass general practice dentistry, orthodontics, paediatric dentistry, periodontics and prosthodontics, as well as oral medicine and oral surgery. In your final year, you will complete two clinical placements, one of which will be outside the Oral Health Centre, to give you the hands-on skills and knowledge for a rewarding career.

This **Pre-Commencement Guide** provides you with a list of the requirements which you must complete, as well as background information on why these tasks are necessary and how to complete each task. You should allow yourself plenty of time to read what is required and familiarise yourself with each task

### **There is a lot to do, so start immediately!**

Failure to complete all pre-commencement requirements by the deadline will **disqualify you from attending clinical activities** and will significantly impact your ability to complete your program.

The School of Dentistry welcomes its new students for 2023. We hope you will enjoy your studies and learning experiences with your fellow students during your program.



## BDS<sub>c</sub>(Hons) Academic Calendar 2023

\*Semester 1 Deferred/Supplementary Exam Period 18-21 July

# Semester 2 Deferred/Supplementary Exam Period 12-15 December

Week Commencing	Year 1	Year 2	Year 3	Year 4	Year 5
26-Dec-22					
02-Jan-23					
09-Jan-23					1
16-Jan-23				1	2
23-Jan-23				2	3
30-Jan-23				3	4
06-Feb-23				4	5
13-Feb-23	Orientation			5	6
20-Feb-23	1	1	1	6	7
27-Feb-23	2	2	2	7	8
06-Mar-23	3	3	3	8	9
13-Mar-23	4	4	4	9	Mid-Sem Break
20-Mar-23	5	5	5	10	10
27-Mar-23	6	6	6	11	11
03-Apr-23	7	7	7	12	12
10-Apr-23	Mid-Sem Break	Mid-Sem Break	Mid-Sem Break	Mid-Sem Break	13
17-Apr-23	8	8	8	13	14
24-Apr-23	9	9	9	14	15
01-May-23	10	10	10	15	16
08-May-23	11	11	11	16	Workshop
15-May-23	12	12	12	17	Sem Break



22-May-23	13	13	13	18	Sem Break
29-May-23	Revision	Revision	Revision	Revision	1
05-Jun-23	Exams	Exams	Exams	Exams	2
12-Jun-23	Exams	Exams	Exams	Exams	3
19-Jun-23	Sem Break	Sem Break	Sem Break	Sem Break	4
26-Jun-23	Sem Break	Sem Break	Sem Break	Sem Break	5
03-Jul-23	Sem Break	Sem Break	1	1	6
10-Jul-23	Sem Break	Sem Break	2	2	7
17-Jul-23	Sem Break	Sem Break	3	3	8
24-Jul-23	1	1	4	4	9
31-Jul-23	2	2	5	5	10
07-Aug-23	3	3	6	6	11
14-Aug-23	4	4	7	7	Mid-Sem Break
21-Aug-23	5	5	8	8	12
28-Aug-23	6	6	9	9	13
04-Sep-23	7	7	10	10	14
11-Sep-23	8	8	11	11	15
18-Sep-23	9	9	12	12 (Placement)	16
25-Sep-23	Mid-Sem Break	Mid-Sem Break	Mid-Sem Break	Mid-Sem Break	17
02-Oct-23	10	10	13	13	18
9-Oct-23	11	11	14	14	19
16-Oct-23	12	12	15	15	20
23-Oct-23	13	13	16	16	21
30-Oct-23	Revision	Revision	Revision	Revision	22
06-Nov-23	Exams	Exams	Exams	Exams	Revision
13-Nov-23	Exams	Exams	Exams	Exams	Assessment
20-Nov-23				17	



## Pre-Commencement Checklist for School of Dentistry

Below is a checklist to assist you to complete your pre-commencement requirements. Please also see the [Getting Started at UQ](#) website for helpful information about commencing at UQ.

We recommend that you **prioritise completion of your Immunisation Record**, which is required to allow you to participate in clinical activities. Failure to provide the record will result in you being **removed from clinical activities and will significantly impact your ability to complete your program**.

### 1. Student Immunisation Record (please see information on page 14)

- I have obtained my past immunisation record & visited a Registered Medical Practitioner to review my immunisation status
- I have been vaccinated according to the UQ Vaccinations and Immunisations Policy ([PPL 2.60.08](#))
- My Registered Medical Practitioner has completed the [School of Dentistry Student Immunisation Record, including signature and date](#). (Please see [UQ Healthcare St Lucia](#) for details regarding the vaccinations and health service offered by UQ Healthcare at the St Lucia campus).
- Upon receipt of the Student Immunisation Evidence Request email, I will submit my completed Immunisation Record via the provided link. (Please note, the Immunisation Records Team will contact you via the my.UQ portal if further follow-up on your immunisation status is required).

### 2. Enrolling in courses

- I have enrolled in all courses for Semester 1 and 2, 2023 via [mySI-net](#).

### 3. Applications for credit transfer for previous studies

- If I am seeking credit transfer for previous studies, I have referred to the [credit and exemptions for previous study page](#) (or the [my.UQ website](#) if you completed your previous study at UQ) and have followed the process outlined.

### 4. Academic Integrity and Plagiarism

- I have read and completed the [online](#) module on academic integrity and plagiarism

### 5. Purchasing instruments and equipment

- I have reviewed the instrument and equipment list (Appendix 3) and have purchased the required equipment.



## BDS(c(Hons) Orientation Week

**Date:** Monday, 13 February – Thursday, 16 February 2023

**Time:** 9am – 4.30pm

**Where:** UQ Oral Health Centre Auditorium (0883-4401)

Level 4, UQ Oral Health Centre

288 Herston Road

Herston, Brisbane

Location details for Orientation Week activities will be advised on the first day of Orientation. It is compulsory for students to attend classes on-campus at Herston to also attend orientation.

Other orientation activities at St Lucia campus (see [UQ website](#)) will be held during Orientation Week (13-17 February) and students are encouraged to attend these to familiarise themselves with the St Lucia campus. Faculty orientation for all new students will be held on Wednesday, 15<sup>th</sup> February also at St Lucia campus.

“Get-To-Know You” activities for new dental students are also being planned during Orientation Week at the UQ Oral Health Centre and will be advised at the BDS(c(Hons) orientation session.

### Commencement Date

The academic year for BDS(c(Hons) Year 1 students will commence on **Monday, 20 February 2023**. First year students must commence the program on this date unless prior approval has been granted by the Head of School.

There are many resources available to help you get started as a UQ Student. You are encouraged to visit the [Getting Started at UQ](#) website which contains a personalised, step-by-step guide to enrolling, paying fees, obtaining a student ID card, as well as other useful resources.

## School of Dentistry Peer Mentoring program

The [Dentistry Peer Mentoring Program](#) is a semester-long program that ensures your transition into UQ Dentistry is enjoyable. The Program was created as a Student-Staff Partnership Project, to provide a connection and support tool to help new Dentistry students navigate through their first few weeks in the program.

Dentistry Peer Mentors are volunteer senior students who, like you, were new Dentistry students once. They have now successfully settled into life in Brisbane and progressed to the later years of the degree program.

In Orientation Week, our mentors will introduce themselves to you and your peer group, show you around campus, and help you feel prepared to start semester. During Semester 1, they will organise regular catchups and share their own tips and university experiences, from how to best prepare for your first assessment to where to find the best coffee!

If you would like to get connected to the UQ Dentistry community, [join today](#).





## Enrolment

The due date for enrolment for all BSc(Hons) **domestic** students is **Friday, 27 January 2023**. The due date for enrolment for all BSc(Hons) **international** students is **Friday, 17 February 2023**. Students should ensure that they are enrolled by this date through [mySI-net](#). The BSc(Hons) program has set compulsory courses and there are no electives.

Late fees may apply for enrolment submitted after the [University's due dates](#).

\* Please note, if you decide not to continue with the BSc(Hons) program for any reason, please notify the Student & Academic Services (SAS) team via [dentistry@enquire.uq.edu.au](mailto:dentistry@enquire.uq.edu.au)

## BSc(Hons) Year 1 Course List

At UQ, each individual subject that you need to enrol in is called a Course. Below are the courses that you will need to enrol in Semesters 1 and 2 for the first year of the BSc(Hons) program.

FIRST SEMESTER			SECOND SEMESTER		
CODE	COURSE	Units	CODE	COURSE	Units
BIOM1051	Introductory Cellular Physiology <i>(Internal delivery)</i>	2	BIOM1052	Integrated Anatomy and Physiology <i>(Internal delivery)</i>	2
DENT1020	Dental Science I <i>(Internal delivery)</i>	4	CHEM1222	Chemistry for Pharmacy and Dentistry <i>(Internal delivery)</i>	2
DENT1060	Dental Practice IA <i>(Internal delivery)</i>	2	DENT1061	Dental Practice IB <i>(Internal delivery)</i>	2
			HLTH1000	Professions, People and Health Care <i>(Internal or External delivery)</i>	2
TOTAL UNITS		#16			

**Please note:** Students must enrol in Semesters 1 and 2 by the enrolment due dates listed above.



Only Internal delivery is offered for your dentistry courses as all students must arrive in Brisbane by the specified dates and attend on-campus classes, which will enable them to complete the practical component of the course required for progression to Year 2.

Students will **not** be permitted to progress to Year 2 courses without completing or gaining credit for **all** compulsory courses in Year 1.

[Full BSc\(Hons\) Course List](#)

## Course Information & Blackboard

Information about course requirements including assessment and textbook lists can be found in the [Electronic Course Profiles](#) (ECPs). ECPs are published one week prior to the commencement of semester. A link to the ECP is also available on the Blackboard site for each course. [Blackboard](#) is the University's learning management system and, like the ECPs, Blackboard sites are published one week prior to the start of semester. It will not be possible to access Blackboard until you have enrolled in your courses.

**To access Blackboard**, please go to [learn.uq.edu.au](http://learn.uq.edu.au) and login with your student username and password. You should see the 'Bachelor of Dental Sciences 2023' page listed under 'My Organisations' and course pages listed under 'My Courses'. You can find the School Handbook, attendance policy, academic calendar, course coordinator list, forms etc. in the 'Bachelor of Dental Sciences 2023' Blackboard page, and Student & Academic Services will post regular announcements and reminders here.

## Course Contact Hours

All course descriptions will show the number of contact hours which indicate the amount of time students will spend in each class.

Class contact hours are abbreviated with a combination of letters and numbers:

- Numbers represent the amount of time; and
- Letters represent the type of class.

For example: '2L3P1T' means: two hours (2) of lectures (L), three hours (3) of practical/laboratory work (P) and one hour (1) of tutorial class (T) each week.

Other letters you may encounter in contact hours include:

- A - Peer Assisted Study Session (PASS)
- C - General contact hours (e.g. group learning)
- L - Lecture
- N - Clinical hours
- P - Practical (e.g. a laboratory or project work)
- S - Seminar
- T - Tutorial
- W - Workshop



## Timetables

You will be able to view your timetable at the start of semester via My Timetable via your [my.UQ](#) Dashboard. The [Planning your class timetable link](#) on the my.UQ website provides some useful information about how to access your timetable. Students will be required to preference all classes. DENT1020, DENT1060 and DENT1061 classes will be held at the UQ Oral Health Centre while classes for all other first year courses will be held at St Lucia campus.

Please note the following for Semester 1:

- You must be enrolled to enable [preferencing of classes](#).
- My Timetable **opens** for Semester 1 preferencing on **Monday, 16 January 2023** (you can find the 2023 Academic Calendar with important dates [here](#)).
- Use the [Public Timetable](#) to see class times and venues. The Public Timetable is a tool for viewing class schedules only. You are not guaranteed a spot in any class until you officially enrol and complete class allocation.
- Until you have allocated a particular class, all class offerings in a course may appear in your timetable - you are not required to attend every class offering shown. Please read the Electronic Course Profiles (ECPs) carefully to identify the number of contact hours (i.e. 2L3P1T see above) required for each course and class preferencing as required.
- Your timetable in My Timetable will adjust automatically once you have been allocated to classes.
- DENT1060 group preferencing will be required for clinical based learning (CBL) classes only which are scheduled on Tuesday mornings. However, please note that these classes involve group rotation within the same timeslot and no other times/options are offered.
- Please note also that the DENT1060 course coordinator may change group allocation to ensure student groups are even and balanced for teaching purposes. Further information will be available from the course coordinator when classes commence.
- **Where possible, try to select BIOM1051 classes which do not clash with DENT1020 and DENT1060 classes.**
- My Timetable for Semester 1 preferencing **closes** on **Friday 27 January 4pm**.
- Further information regarding classes will be available in course Blackboard sites.

If travelling between campuses, a regular bus service ([UQ/QUT/RBWH Route No. 66](#)) is available which loops between the UQ St Lucia campus, the City, QUT (Kelvin Grove) and UQ Oral Health Centre (**Herston** bus stop). The journey to the Oral Health Centre takes approx. 35-40 minutes.



## Academic Calendar and School Attendance Guidelines

- It is important that you make travel plans that allow you to arrive in Brisbane in advance of each teaching semester as late arrival or absences will be recorded as per the School Attendance Guidelines (please see Attendance Guidelines in Appendix 1).
- You should also be aware of the supplementary/deferred examination period dates for each semester. If you are eligible for supplementary or deferred assessment, you must be available during these periods to sit the exam (see BSc(Hons) or UQ Academic Calendar).

## Application for Credit for Previous Studies

Students who wish to apply for [credit for previous studies](#) must complete and submit the appropriate online [application form](#) with all required documentation by the due date. Domestic student applications should be submitted as soon as all relevant documentation can be provided and by the enrolment closing date for the semester in which the award of credit may affect your program of study. International students must submit the application no later than the first week of the semester in which the award of credit may affect your program of study. Further information can be found on the [my.UQ](#) page. You may also wish to refer to the [Credit Precedents Database](#), which can help you determine your eligibility for credit by looking at the precedents established for courses previously assessed for credit by UQ.

Students seeking credit should enrol in all courses in the event that their application is not approved, particularly if their previous studies have not been completed at UQ.

**All credit applications, along with the appropriate documentation, must be lodged via the [online application form](#).**

**Please note that processing of all credit applications is undertaken by the Faculty of Health and Behavioural Sciences and will take approximately 6-8 weeks to be completed** due to the large number of applications received by Faculty across all School programs. As such, applications with all supporting documentation should be submitted as early as possible to ensure outcomes are known before [census date](#).

## Locker Keys

Lockers are provided for all BSc(Hons) students on Level 3 of the Oral Health Centre. Locker keys will be allocated and provided to students in Week 3 of Semester 1 following finalisation of student enrolment in Year 1. Please note that if a locker key is lost, a payment of \$50 will be required to replace the key.



## Student ID Cards

It is recommended that student ID cards be obtained well before the start of semester as lines can be long, especially during orientation.

- To avoid long queues, students can upload their own photo at home and collect from the Student Hub (Level 5, OHC) at Herston or St Lucia campus. You will be emailed when the ID card is ready for collection. This process takes a week. Go to [my.UQ](https://my.uq.edu.au) for more information. Log in to CaptureMe to provide your own photo.
- If you decide to upload your own photo, make sure you wait for it to be approved before you make the trip to campus.
- Alternatively, a photo can be taken at St Lucia or Herston campus. However, please note that the Student Hub (Level 5, OHC) at Herston is not equipped to produce numerous ID cards simultaneously so long queues, particularly during orientation, will occur. It is suggested that students upload their own photo or have their ID card produced at St Lucia.

## Student Access Plan (SAP)

The University of Queensland provides free support, services and facilities for students with a disability, illness, injury or mental health condition at UQ. A disability adviser will help you evaluate your academic access requirements, develop a Student Access Plan with you, and organise the appropriate arrangements.

Any student who may require alternative academic arrangements in the program is encouraged to seek advice at the commencement of the semester from a Disability Advisor at Student Support Services. The UQ Health Care service can also arrange appropriate advice and assistance on personal and public health issues.



# Compliance Requirements – Year 1

## Student Immunisation Record

All Year 1 BSc(Hons) students are required to provide their Immunisation Record before commencing. You will receive emails from the HABS Placement Ready Team with important information about your compliance requirements.

Please take the [Student Immunisation Record Form B: Dentistry, Doctor of Medicine, Midwifery and Nursing Students](#) to your Registered Medical Practitioner for completion.

It can take time to complete your immunisation requirements, particularly if you need to complete a vaccination schedule involving multiple doses. We encourage you to **take action on this as a priority** to avoid any delay to your participation in clinical activities when you arrive on campus.

### **SUBMITTING YOUR IMMUNISATION RECORD:**

Hold on to your completed UQ School of Dentistry Student Immunisation Record until you receive an email requesting you to upload it to [my.UQ](#).

You can get started on completing the Immunisation Record straight away, but you will need to wait until you receive the Student Immunisation Evidence Request email which will contain the links to upload your immunisation evidence. This does not mean that you wait to receive the email until you commence arranging any requested immunisations or screening tests.

- Before you are due to commence your program, you will receive an email via your [UQ student email account](#) requesting proof of your immunisation and/or screening statuses (**Student Immunisation Evidence Request**).
- Once you have followed the steps to get your immunisation/screening evidence, the **Complete and action** button in these emails will take you to the **Student Immunisation Evidence Request** task in [my.UQ](#), where you will be prompted to upload your evidence. You will also be able to access the upload link under 'Notifications' on your [my.UQ](#) dashboard.
- The [Immunisation Records Team \(IRT\)](#) will assess and verify your documents. If anything is outstanding, you will receive automatic notifications and can view the requirements in the email sent to you or in [my.UQ](#).

[Please speak to your faculty](#), advisor or school if you have questions about this process.

**The most up to date information on immunisation requirements can always here found [here](#).**

*(Please see [UQ Healthcare St Lucia](#) for details regarding the vaccinations and health service offered by UQ Healthcare at the St Lucia campus).*

**Students who do not provide a complete immunisation record will **NOT** be permitted to enter clinical facilities which will have a serious impact on your ability to pass your courses.**

Domestic BSc(Hons) students will receive a copy of the Immunisation Guidelines and the UQ Immunisation Record form with their QTAC offer letter which must be taken to their doctor for completion. International BSc(Hons) students who have been offered a place in the BSc(Hons) program will also receive information and the UQ Immunisation Record form for completion.



## Compliance Requirements – Years 2–5

**From year three you will be requested to provide additional mandatory documentation. For the most up to date list of requirements please check the [Faculty's placement ready website](#).**

You will also be required to maintain an up-to-date immunisation status throughout the program and will be contacted by the HABS Placement Ready Team to prompt you if you are due to renew certain vaccinations.

If you have any questions about compliance requirements, please contact the Placements Ready Team

[habs.placementready@uq.edu.au](mailto:habs.placementready@uq.edu.au).



## Instruments and Equipment

BDS Sc(Hons) students at The University of Queensland are required to purchase their dental instruments **directly from the suppliers**. To assist you with this, a list of compulsory equipment and instruments has been compiled in Appendix 3, and recommended suppliers have also been listed. The transaction occurs between the supplier and the student, so students should contact the supplier directly.

Please note, if you purchase an instrument kit and then decide not to accept your offer in the BDS Sc(Hons) program for any reason, or should you withdraw from the program at a later date, the School cannot assist in the sale or refund of your kit. Any such transactions that may occur between students is a student-only matter and does not involve the School.

Please also see the School's loupes policy (Appendix 2).

## Occupational Health and Safety

Under the Work Health & Safety Act 2011, all students will be required to complete an online Lab Safety Induction Module, and complete a competency assessment. You will be able to complete this module once you commence your studies in DENT1060. There will be a link to these modules in the DENT1060 Blackboard site.

## Academic Integrity and Plagiarism

Academic integrity is a core value of UQ and for this reason UQ has developed a compulsory online tutorial to explain the University's expectations in relation to academic integrity, to ensure that you do not engage in practices that involve plagiarism and academic misconduct.

The tutorial is available [online](#) and a link to the tutorial will be displayed when you log into mySI-net.

## BDS Sc(Hons) Final Year Clinical Placements

The BDS Sc(Hons) program includes an extended academic year of clinical practice in final year. During the year, students will undertake clinical placements throughout Queensland. Students are advised that this final year may incur travel and accommodation costs associated with the clinical placements.

## UQ Library

The [UQ Library](#) provides resources and services to support teaching, learning and research needs of UQ staff and students. The [Herston Health Sciences Library](#) is located on Level 6, Block 6 (Clinical Skills Development Service), Royal Brisbane and Women's Hospital (RBWH), Herston but is also available online.





## Digital Essentials Online Modules

Students are strongly encouraged to make use of the '[Digital Essentials](#)' online modules designed to assist in building digital study skills.

## Dress Code

### Purpose and Intent

The purpose of this document is to:

- Outline the expectations of all University of Queensland students enrolled in a Dentistry degree, when in public settings, such as the Oral Health Centre.
- Identify the requirements of attire which meet professional standards.
- Reduce the risk of healthcare associated infections by presenting a dress standard which improves hand hygiene by incorporating the 'bare below the elbows' requirement.

### Process

All students are to present a professional image regardless of their role. Dress standards should be appropriate to the functions being performed, health and safety and cultural diversity

- follow the Code of Conduct and Student Charter issued by UQ and ensure they behave and dress in an appropriate manner at all times.
- maintain the highest standards of personal hygiene, cleanliness, and grooming.
- read and understand the following directives.
- maintain the following standards of dress when working in, or passing through, any clinical or preclinical area in the Oral Health Centre and when on placement at external clinics.

Students should be aware that the wearing of a standardised uniform is compulsory. Further details will be included in the proceeding pages. This policy has been created to ensure students understand the reasoning and the appropriate attire. Standardised uniforms enable easy identification of legitimate students in a clinical setting, promote a professional image and work to increasing infection control. This policy is in line with public health settings and other UQ school guidelines. Students will be able to purchase necessary items outlined in the below policy at the bookshop at OHC.

### Dress Code Guidelines

#### 1. *Clothing and presentation*

Wearing clinical scrubs (trouser and top) in a standardized and prescribed design and colour will be compulsory for preclinical and clinical areas, at both the OHC and external clinics, for all students entering the Bachelor of Dental Science [BDS (Hons)] and Doctor of Clinical Dentistry (DClinDent) programs from 2022.



All current students in both BSc (Hons) and DClinDent programs are strongly recommended to wear the same or already purchased clinical scrubs in both preclinical and clinical areas.

Alternatively, a collared shirt or blouse with sleeves may be worn with long trousers. No other clothing items are permitted, including jeans, skirts, shorts and activewear.

Knitwear represents an infection control risk and therefore must not be worn when providing patient care.

## 2. *Footwear*

Footwear must promote a professional image and comply with the health and safety requirements of the role

Shoes must:

- Be in good condition.
- Be supportive of the foot.
- Have a non-slip sole.
- Be impervious to workplace hazards with attention to protecting the forefoot – enclosed, non-porous, provide protection from injury related to sharps, hazardous material exposure, slips, trips and falls.
- Not have holes and/or design embellishments which present a potential health and safety risk to the staff member.
- Shoes must be suitable for operating foot controls. For this reason, the rear of the shoe must be enclosed.
- High heels, sandals and thongs are not acceptable.

## 3. *Hair and Nails*

Hair must be worn in a style that is consistent with a professional image. Long hair (i.e. below collar length) must be tied back (or covered with a hair net) when working in clinical areas where there is potential for cross infection. Hair (including facial hair) must be clean and tidy at all times.

Artificial fingernails, nail extensions and fingernail polish present an infection risk and are not acceptable in clinical areas. Natural fingernails should be kept free of nail polish and should be kept short.

## 4. *Jewellery*

The wearing of jewellery represents an infection control risk to patients and health and safety risk to Dental Students.

All rings and jewellery, including watches, must be removed before entering laboratories and clinics. Facial and oral piercings are not acceptable.

## 5. *Scrubs, Lab Coats and Clinic Gowns*

Clean scrubs are compulsory for new students commencing from 2022 and strongly recommended for all other students, for all preclinical and clinical activities. Clean laboratory coats are required when working in the laboratories, while clean clinic coats or gowns are required for work in clinical areas.



Scrubs may be worn outside the school; students are responsible for laundering and maintenance of their own scrubs. Scrubs, lab coats and clinic gowns must not be left in the teaching, clinical or other public areas.

Scrubs should not be altered from the issued style, except where required for accessibility or lengthened/shortened. Lab coats and clinic gowns are not to be worn outside laboratory, preclinical and clinical areas. Masks and gloves will be provided and must be worn when required.

#### *6. Protective Eyewear*

For safety reasons, whenever working in clinics or laboratories (including the pre-clinical laboratories) protective eyewear (safety glasses) **MUST** be worn to avoid eye injury when using equipment.

Students **MUST** provide their own protective eyewear for use in all work areas where it is required.

#### *7. Failure to comply with dress*

Work area supervisors have the authority to refuse entry to any person(s), including students who are deemed to be wearing inappropriate clothing, footwear or have insufficient personal hygiene standards for that work area.

Students should consult individual course profiles for clinical/laboratory requirements. Students may not meet course requirements should there be a lack of attendance in clinical/laboratory sessions due to expulsion/temporary suspension from failure to comply with the Dress Code.



## UQ Dental Student Association (UQDSA)

The [University of Queensland Dental Students Association](#) (UQDSA) is the student representative body for those enrolled in the Bachelor of Dental Science (Honours) program at UQ.

UQDSA wishes to congratulate and welcome you to the start of a life-long journey into dentistry. For your comparatively brief time as a student, UQDSA is here to foster a sense of community and enrich your student experience. Throughout the year, there are a range of events and programs designed to provide members with academic, social and sporting opportunities.

### Services available:

- First Aid and CPR training courses
- Academic seminars by leading practitioners
- Dental equipment and service tradeshows
- Domestic and international volunteering opportunities with external providers
- Connections with wider dental world, including Finance, Dental Specialist Societies and Insurance
- Much more!

### Membership benefits:

- Food discounts at local business outlets
- Subsidised protective equipment
- Exclusive social event ticket prices
- Tangka magazine deals (annual school magazine)
- Much more!

One-time membership fees are AUD\$100. Membership is valid for the duration you are enrolled at UQ Dentistry (undergraduate or postgraduate studies).

Find out more about how UQDSA can enhance your student life by speaking with us during Orientation Week. Otherwise, reach out via our social media (<https://www.facebook.com/uqdsa>) or email ([secretary@uqdsa.org.au](mailto:secretary@uqdsa.org.au)).



## Australian Dental Students Association (ADSA)

ADSA is the national student representative body for all dental students. Membership to ADSA is free and automatic. Collect your membership card during Orientation Week.



## Appendix 1 – School Attendance Guidelines & Procedures

The BSc(Hons) and DClinDent programs at UQ are full-time programs and 100% attendance is expected. The School of Dentistry has a strict attendance policy and takes absence from preclinical and clinical learning activities very seriously. An absence is defined as non-attendance from a day, a session, or any part thereof, even when you are assisting. This includes arriving late or leaving early.

**These guidelines do NOT apply to absences when assessment has been scheduled, e.g. Exams. In such cases, please refer to section 5.3 of the relevant ECP for rules regarding extensions and deferred exams.**

The Preclinical and Clinical Learning activities are designed to ensure that students receive the required level of patient exposure to achieve the Program Learning Outcomes. Therefore, 100% attendance is required over the semester and students who are absent from any Preclinical/Clinical Learning activities in a course, even with a valid reason, will be considered on a case-by-case basis at the School Board of Examiners' Meeting as to whether the student has achieved the required level of patient exposure needed to achieve the course learning outcomes and pass the course.

Students who are determined not to have achieved the required patient exposure will be awarded a grade of 3 or N (fail) for the course.

Students in years 1-4 who are absent for 20% or greater Preclinical/Clinical Learning activities will be automatically awarded a grade of 3 or N (fail) for the course.

Students in year 5 who are absent for 5% or greater Preclinical/Clinical Learning activities will be automatically referred to the Phase Coordinator and may be automatically awarded a grade of 3 or N (fail) for the course.

To be clear, any absence may result in a lack of patient exposure resulting in a fail grade for the course. Non-attendance without a valid reason is dealt with under [UQ Fitness to Practise Policy](#). Non-attendance without a valid reason at a Preclinical or Clinical Learning activity constitutes a Level 1 breach, and frequent instances of non-attendance without a valid reason constitute a Level 2 breach with subsequent consequences at the discretion of the School. Absences that are not explained with evidence within the required timeframe (specified in Section 6 of ECP) will be treated as non-attendance without a valid reason.



## How to report absence from all Preclinical and Clinical Learning Activities, including supervisory activities undertaken by Postgraduate Students, at all locations.

- Students must report **all absences** by no later than **7:30am on the day they will be absent** by completing the Absentee Form - <https://survey.app.uq.edu.au/Student-Absence>



- If the absence from clinic is for more than one day students will be removed from clinic rosters for the period covered by their medical certificate. If a student becomes fit to attend clinics before the end date of their medical certificate, they must provide an updated medical certificate stating they are fit to commence clinical practice again. Please note it may not always be possible for patients to be reallocated at short notice.
- Appropriate evidence explaining the absence must be submitted to SAS via [email](#) within three (3) business days of the last day of leave. If evidence is not provided within this timeframe, the absence will be treated as a 'non-attendance without a valid reason' and dealt with under UQ Fitness to Practise Policy. Where a student is absent due to illness, they must provide a medical certificate and/or other appropriate supporting documentation.
- Requests for Pre-Approved Absence should be submitted to SAS at least **8 weeks in advance** of the absence, unless extenuating circumstances (such as a death in the family or medical emergency) apply. A student applying for a pre-approved absence due to exceptional circumstances, must submit a formal, written application to SAS on the Request for Pre-Approved Absence Form, which is available in Appendix A at the end of the School Handbook and on the School of Dentistry Community Blackboard site. Approval is not automatic - absence requests will be considered for approval on a case-by-case basis by the School of Dentistry.
- To be clear, students who are approved for their absence will not be exempt from mandatory course requirements including assessment. Students who are **not** approved for their absence and do not attend the Preclinical/Clinical Learning activity will be dealt with under [UQ Fitness to Practise Policy](#).



## Appendix 2 – School of Dentistry Loupes Policy

### Loupe Use Policy for BSc(Hons) Program School of Dentistry, The University of Queensland Effective 1<sup>st</sup> January 2021

It is recognized that clinical practice of dentistry, certainly in some disciplines such as endodontics, has greatly benefited from the use of magnification and illumination. Many clinicians use loupes and most dental schools encourage their use. Evidence confirms the utility and effectiveness of loupes in dentistry.

- The purchase of loupes is **compulsory** for students commencing their BSc(Hons) program from 2021. Students must purchase loupes prior to commencement of their 3<sup>rd</sup> year of study. The loupes will be used in both the preclinical and clinical teaching environments for approved procedures, including assessments.
- The purchase and use of loupes are **not** compulsory for students enrolled in the program (as at October 2020), however the purchase and use of loupes is highly recommended for approved clinical and preclinical procedures, including assessments (see Appendix A). Students will be provided with appropriate training activities to use loupes (see Appendix B).
- Loupes use is **not** allowed in Year 1 and 2 of the program.
- Loupes vary in quality and costs and students are encouraged to thoroughly research products before purchasing. The School cannot contribute to the cost of loupes. The current consensus of recommended magnification is 2.5X.

The use of loupes in the clinic is only permitted after attending the formal training.

Loupe use is recommended for procedures which conceivably and demonstrably benefit from their use, e.g. in endodontics. For any procedure not listed and in case of any doubts, a clinical supervisor should be consulted.

#### *Loupe use recommended*

- All endodontic procedures subsequent to dental dam application
- Finish and assessment of crown and filling margins
- Assessment of interproximal calculus
- Assessment of texture and extent of deep caries

#### *Loupe use not recommended*

- Extraoral and intraoral diagnostics
- Local and block anaesthesia
- Incisions
- Dental dam placement
- Impression taking
- Extractions, incl. surgical extractions





## Appendix 3 – Instrument & Equipment List

BDS(c(Hons)) students at The University of Queensland are required to purchase their dental instruments **directly from the suppliers**. To assist you with this, a list of compulsory equipment and instruments has been compiled over the page, followed by a Frequently Asked Questions page and the order forms for the recommended suppliers.

You **MUST** use One Dental to purchase the UQ MQD Adult Model, Dentaprac Block UQ Design, and the Sectional Endodontic Model (SEM) MQD as they are the sole distributor of these items.

**Important note:** Students are free to choose any supplier for the rest of the items on the list. **The transaction is between the student and the supplier**, and the instruments remain the property of the student. The School of Dentistry takes **no responsibility** for purchasing decisions made by the student. Students are responsible for the continued maintenance of the instruments and must keep all instruments in good working order. In addition, if you purchase an instrument kit and then decide not to accept your offer in the BDS(c(Hons)) program for any reason, or should you withdraw from the program at a later date, the School cannot assist in the sale or refund of your kit. Any such transactions that may occur between students is a student-only matter and does not involve the School.

Please also note that in some instances it can take over a month for instruments and equipment to be delivered from suppliers, so we recommend that you make your purchase as soon as possible.

You will also be required to purchase a lab coat (included in the OneDental kit), protective eyewear and enclosed shoes. However, you will be provided with further details about this in orientation week – see the FAQs page for more information.

The list consists of instruments and equipment that you will use from Year 1 as well as an endodontics kit that you will use from Year 3 onwards. You will need to purchase all instruments now and store your endodontics kit for future use.

Information flyers for ozdent and One Dental are provided below. Henry Schein Halas has provided a link for students to use in order to purchase instrument kits:

[https://henryscheinhalas.formstack.com/forms/uoq\\_2023](https://henryscheinhalas.formstack.com/forms/uoq_2023)

If you have further questions about equipment, please email: [dentistry@enquire.uq.edu.au](mailto:dentistry@enquire.uq.edu.au).



## Required Instruments

Item	Qty
UQ MQD Adult Model – <b>MUST BE PURCHASED FROM ONE DENTAL</b>	1
UQ Dentaprac Block – <b>MUST BE PURCHASED FROM ONE DENTAL</b>	1
Sectional Endodontic Model (SED) MQD – <b>MUST BE PURCHASED FROM ONE DENTAL</b>	1
Wax carving blocks	1 (pack of 30)
Wax carver – Le Cron	1
Mirror Simple Front Surface Plane #4 Bx-12	1
Mirror Handle Simple Stem	1
Double-ended Probe (Sickle #23/Williams Probe (1-2-3-5-7-8-9-10 mm)	1
Probe SE Color Coded Williams (1-2-3-5-7-8-9-10 mm)	1
College Tweezer	1
Scaler DE N67 Offset Sickle (H6-H7)	1
Columbia Universal curette 4R/4L	1
Columbia Universal curette 2R/2L	1
Clamps #7, 2, 12A, 13A, 9 (note only 12A and 13A have serrated edges)	1 of each
Double-ended spoon excavator ~1.0 - 1.5mm e.g., Hu-Friedy EXC176	1
Double-ended ball burnisher ~1.3 – 2.1 mm e.g., Hu-Friedy BB26/27S6	1
Carver DE Hollenback #3S (1/2)	1
Composite placement instrument	1
Tofflemire Universal retainer	1
Calcium hydroxide placement instrument	1
Double-ended amalgam plugger - non serrated round ~1.0 – 1.4 mm e.g., Hu-Friedy PLG0/16	1
Cement Spatula	1
Double-ended distal gingival margin trimmer e.g., Hu-Friedy MT28	1
Double-ended mesial gingival margin trimmer e.g., Hu-Friedy MT29	1
17/18 Hatchet (with long blade)	1
<b>The endodontic instruments below require a separate instrument box or cassette for safe storage until Year 3</b>	
Endodontic Pliers Locking with Groove	1
Endodontic Excavator Long Shank DE Spoon shape #31LR	1
Endodontic Explorer DE #DG16	1
Composite Placement Inst. DE #4 - Titanium coated	1
Endodontic Condenser DE #5-7	1
Root Canal Spreader SE #D11T (Thin) Nickel Titanium	1
Root canal spreader SE RC 25 Nickel Titanium	1
Periodontal probe	1
Dental instrument box or cassette for safe storage and transportation of instruments.	2 (students require a separate cassette for Endodontic instruments)
Lab coat	1



## Equipment: Frequently Asked Questions

### How do I decide which supplier to use?

You MUST use One Dental to purchase the UQ MQD Adult Model, the Dentaprac Block UQ Design, and the Sectional Endodontic Model (SED) MQD as they are the sole distributor of these items.

For the rest of the items listed, it is your decision as to which supplier you chose to use. All three suppliers (One Dental, ozdent and Henry Schein Halas) are reliable and provide quality instruments. Students who place their orders with one or more of these suppliers, by the deadline set by the supplier, will be able to collect their orders at the Herston Campus during the first week of classes. The date and time of this handout will be announced at a later date.

### Can I use equipment from other suppliers or that I already own?

If you would like to use equipment from another supplier or that you/someone else you know owns already, it is best to contact us and provide either a link to the supplier or a photo of the equipment you have so that we can confirm whether this equipment is compatible. In particular, please note that the UQ Adult Model, Dentaprac Block, and Sectional Endodontic Model are specifically made to fit into the fixtures in the School's labs, so it's important that these are purchased from One Dental.

### What if I buy the equipment and then decide not to continue with the program?

You may wish to arrange for another student to buy your equipment from you if this is the case – please arrange this between you and another student as the School cannot assist in the sale or refund of your kit.

### When do I need to order the equipment by?

There is a due date listed on the order forms for all suppliers. However, if you receive a late offer and/or have missed the deadline, please still order your equipment as soon as possible so that your order can be delivered as early as the supplier can arrange.

### What happens if I don't get my equipment before the start of classes?

During the first couple of weeks of pre-clinical sessions, minimal equipment is required, and loan equipment is available to you until you receive your own equipment. It's still important to order your equipment as soon as possible, but you will not be disadvantaged if your order arrives a couple of weeks later than other students.

### Do I need a lab coat?

A lab coat is necessary for even the first week of classes. The One Dental and ozdent kits include a lab coat, but the Henry Schein Halas kits do not. If you choose Henry Schein Halas as the supplier of your instrument kit, you will need to source your lab coat from another supplier. The on-campus supplies store, *School Locker* (<https://theschoollocker.com.au/universities/university-of-queensland/medical>) has lab coats for sale (either online or in the store at the Herston Campus) or you can source these from another provider of your choice.



### **Do I need protective eyewear?**

From Week 2 onwards, everyone is required to wear protective eyewear for attendance at the compulsory clinic and pre-clinic sessions, whether they normally wear prescription eyewear or not. The protective eyewear is worn in addition to your prescription eyewear (over the top) or replaces it.

Details for purchase of protective eyewear will be provided to you during Orientation Week – *School Locker* stocks these in addition to lab coats. The cost of normal non-prescription protective eyewear is usually approximately AU\$25.

### **Do I need to order the Year 3 Instrument Kit and Sectional Endodontic Model now?**

Yes, you need to order all equipment now and store the Year 3 Endodontic kit and the Sectional Endodontic Model away until you reach Year 3. You may be required to use or prepare the Sectional Endodontic Model in the second half of Year 2 so it's important that you have pre-purchased this item.

### **Do I need to purchase scrubs?**

For students commencing from 2022, it is compulsory to wear UQ branded scrubs.

If you have further questions about equipment, please email [dentistry@enquire.uq.edu.au](mailto:dentistry@enquire.uq.edu.au)

# ONE DENTAL®

quality • expertise • reliable


# University of QLD

## How to order your 2023 UQ Instrument Kit.

Please log onto [www.onedental.com.au](http://www.onedental.com.au) and create your account.

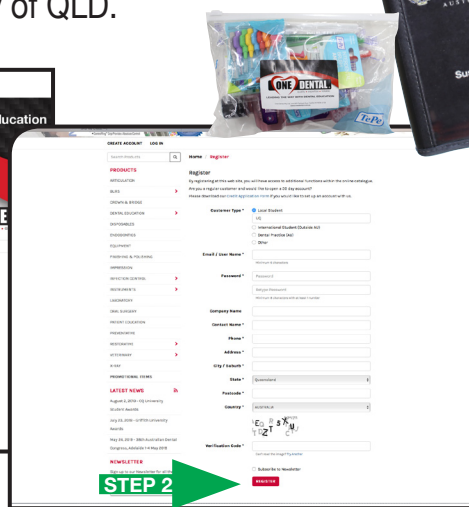
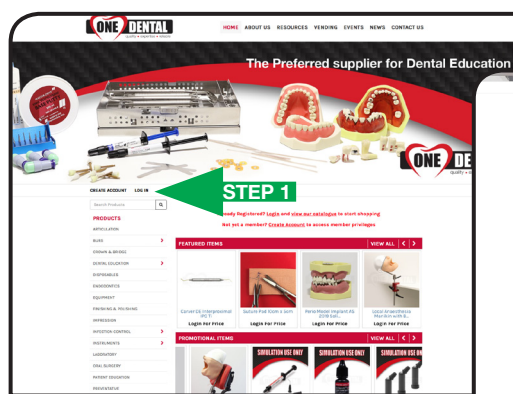
It may take up to 24hrs for your **COURSE PRODUCTS** to appear.

Once they appear click on the **COURSE PRODUCTS** tab to view products for 1st & 3rd Year. **(UQ1STCKIT OR UQ1STWKIT, UQ2008MQD, UQDENPRAC, SEDKITMQD).**

- Lifetime Warranty for your Nordent Instrments, **FREE** Replacement if broken.
- Cassette option with your choice of silicone rail colour. 
- Wallet option has UQ logo and your name.
- The Lab Coat has UQ logo, your name and is included with kit, just choose the size and add to checkout.
- **Bonus** Oral Hygiene Pack.



Select **Free Freight Via University** to receive your order on handout day at The University of QLD.



Simply order and pay online by **12th January 2023.**

For further information contact:

Customer Service on 02 9634 3443 or [sales@onedental.com.au](mailto:sales@onedental.com.au)



A family owned Australian business



Scan me

# OZDENT INSTRUMENT KITS

(Contains all instruments as listed by University Queensland School of Dentistry, plus wax blocks)  
 Duralast instruments are made in the United Kingdom and come with a warranty on manufacturing.  
 The warranty does not cover misuse or dropped instruments.



**Year 1 Instrument Kit  
General/Restorative**

Code	Product
UQYR1-COM	Compendium

**\$430.00** EX. GST



**Year 3 Endodontic  
Instrument Kit**

Code	Product
UQYR3-EC	Plastic Box

**\$295.00** EX. GST



**Lab Coat  
With University Of Queensland Logo**

Code	Product	Sizes
LABCT	Lab Coat	XS, S, M, L, XL

**\$20.00** EX. GST

**STUDENTS ORDERING BOTH KITS GET A LAB COAT AT NO CHARGE.  
PLEASE NOMINATE LAB COAT SIZE.**

Below are the steps to install the web application on a mobile:  
 The Ozdent-DSP (web app) is ready to go for University of Queensland



Open link [www.dentalstudents.com.au](http://www.dentalstudents.com.au)  
 in any mobile browser app.



Select **Add Ozdent-DSP to Home  
Screen** from the bottom of the screen.



Click **Install** from the popup.  
 An app icon will be created.

Students can click on this icon to access the web application and to order products specific  
 for University of Queensland. Please ensure you order the size for the lab coat.

**For free delivery, orders are to be placed by 10<sup>th</sup> February 2023. Orders will be delivered directly to the  
 University of Queensland on 20<sup>th</sup> February 2023. Any orders placed later will incur a courier fee of \$12.50.**